

What's New in Version 2.0



Desktop Edition Allows You to User Select a Browser

You can select which Internet browser to use for the Desktop Edition of Concord. On a Windows PC, you can select: Mozilla Firefox, Google Chrome, or Microsoft Internet Explorer. On the Mac, you can select: Mozilla Firefox, Google Chrome, or Apple Safari.

Note: Microsoft Internet Explorer is already installed on each Windows PC. Apple Safari is already installed on each Mac. If you would like to use either Google Chrome or Mozilla Firefox, you must download and install the browser from the Internet.

Annotation Sets

The Annotation feature has been redesigned. You can now have an unlimited number of sets of annotations. You can group citations according to a topic and make notes on each citation. Each annotation set can have its own color for highlighting the annotated text in the Book Content. There are two types of annotated citations:

Annotated Citation Type	Description	Button Used To Create It
Highlight only	No notes have been added to the annotation	 *
Note	Notes are included with the annotation.	 *

You can format the font type, style, size, color and other characteristics of the notes that you make on each annotated citation.

You can import a Notebook document to create an annotation set. You can export an annotation set to a Notebook document.

Text Markup

The underlying text markup for the Concord books has changed.

This has corrected many typographical errors and formatting errors. It has also improved the performance of displaying the book text. You will notice that now an entire chapter loads at a time; no more gradual loading of the text. This has also

allowed us to eliminate one of the most confounding limitations in older versions of Concord, in which some longer chapters in *Science and Health* were broken mid-chapter into a new section. This also has enabled us to fix the problem with marking and jotting hyphenated words.

We have done a considerable amount of testing to ensure that the new Book Content works as well as the old content. Because the entire markup has changed, you may find a small number of places where citations mark or jot incorrectly. Please forgive these minor glitches and know that we are working to find and fix all of these issues over the coming weeks. If you find errors, please send them to concordhelp@cspss.com.

Pronunciation Marks in Bible Text

The Bible text now contains pronunciation marks as in the printed Bible.

Resizing the Book Content and Other Windows

A resize tab was added at the top right corner of the Book Content. Click this tab and drag it to change the width of the Book Content window and the



Search/Annotation/Notebook tab window.

Table of Contents

Page numbers have been added to the Table of Contents for each book. The format of the Table of Contents for the books has also changed.

Free Flowing Display Mode in Book Content


In the Book Content, the text can now be displayed in Free Flowing mode in addition to the Book Format. In the toolbar, a toggle button was added to switch

between Book Format  and Free Flowing .

Highlight Checkbox Changed

In the Book Content, the Highlight checkbox in the toolbar was changed to a toggle button. The function remains the same. It still toggles the highlighting of the annotation text on and off in the Book Content.


Highlight - ON 


Highlight - OFF 

Remember my Place in the Books


In the Book Content, a "Remember my place in the books" toggle button was added. When you close Concord with this option on, the next time Concord opens it will display the text you last viewed in the Book Content, and it will remember whether the text was displayed in Book Format or Free Flowing mode, whether the highlighting was set to be on or off, and the font size that you chose for the Book Content.

When you close Concord with this option off, the next time Concord opens it will display the Welcome page, text will be displayed in Book Format in the second font size, and highlighting will be turned on.

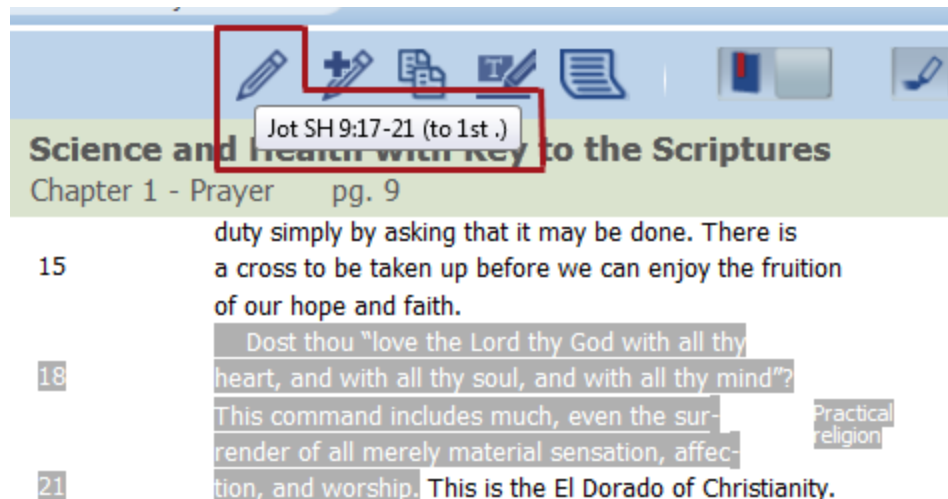
Remember my place - ON 

Remember my place - OFF 

Jot Button

In the Book Content toolbar and the Search and Annotate tab toolbars, the Jot button was changed to this image: 

The tool tip "fly-by" in the Book Content now shows the citation that it will jot.



Arrows to Read Sections of the Citations

In the Book Content, when a citation has verses or lines separated by intervening text, an arrow appears before or after the text, indicating there is more to the citation. You can click the arrow to display the next or previous verse or line in the

citation. This is especially useful when part of the citation is off the screen.

The Holy Bible (KJV)

Matthew Chapter 3

Matt 5:3 Blessed *are* the poor in spirit: for theirs is the kingdom of heaven. →



Matt 5:4 Blessed *are* they that mourn: for they shall be comforted.

Matt 5:5 ← Blessed *are* the meek: for they shall inherit the earth. →


Matt 5:6 Blessed *are* they which do hunger and thirst after righteousness: for they shall be filled.

Matt 5:7 ← Blessed *are* the merciful: for they shall obtain mercy.

Next Citation and Previous Citation Function Enhanced

The Next Citation  and Previous Citation  buttons were added to the Search and Annotate tabs. This function displays the citation in the Book Content. It has been enhanced to display the range of each citation one at a time. So, if you are viewing a citation like Matt 5:1,2, 7-9, 12, the first time you click Next Citation, it displays Matt 5:1,2 near the top of the Book Content. The next click displays Matt 5:7-9. The third click displays Matt 5:12.

Font Size Added to Tab Windows

The Font Size  button was added to the Search, Annotate, and Notebook tabs. It cycles through four sizes. Each time you click the button, the font size gets larger until it has reached the largest size. On the next click, it returns to the smallest size. This font size selection is independent from the font size in the Book Content.

Search Results Citation

When clicking a citation in the Search Results, only the sentence or verse of the citation will be highlighted in the displayed Book Content. In previous versions, clicking a citation in the Search Results would display the Book Content with highlighting which began with the sentence that contained the search text and continued until the end of the paragraph.

Searching for Alternate Spellings, Foreign Language Characters, and Older English Variants

Concord has flexible searching for the alternate spellings of some words. For example, if you search for "tomorrow," it will also find "to-morrow." Or, if you

search for "center" it will also find "centre."

Concord will also find words that are spelled with foreign language vowels/ligatures without entering the foreign language character in the search text. For example: if you search for "phoenix", Concord will find both "phoenix" and "phœnix." In addition to normal stemming, Concord now searches for the "old" English spelling in the default search mode. It will also find the words that end in "est" or "eth" like "blessest" and "blesseth" if you search for "bless". The default search mode is when none of the [Search Options](#) are checked. Using default search mode finds the words you entered, as well as singular, plural, and possessive forms for nouns, and some conjugated forms for verbs.

Searching for ? and !

You can now search for a question mark (?) or an exclamation point (!) in the Concord books. In order to search for these two punctuation marks, enter a backslash (\) in front of the punctuation mark (for example: \? or \!). You can combine these punctuation marks with words in a search. To search for any sentence that has a question mark and the word Truth, the search would be entered like this: Truth \?

Christ and Christmas

The illustrations are now included in *Christ and Christmas* so that the stanza and illustration can be viewed together.

The page layout for the Bible passages on page 55 of *Christ and Christmas* has changed. The Bible passages now are displayed on one to two lines, whereas in the past, the passages were displayed on one to three lines. This change means that citations saved in your Notebook documents, which reference these passages, may no longer be correct.

Scriptural Quotations

The feature to display the Bible quotations that Mrs. Eddy uses throughout her writings now enables you to see all of the citations that quote a particular Bible verse in one "bubble." The magnifying glass has moved from the left margin of the Book Content to the right margin to allow for the display of the bubble. Now, when you click the magnifying glass, a bubble appears with the Bible verse text and all of the citations and text where it is used in Mrs. Eddy's writings.

Hymn Player

A new Hymn Player is used in the Hymnal which includes a drop-down list. Use the drop-down list to select alternate musical arrangements for playback.

Footnote Text Changed Locations

The location of the footnotes in the text has been changed so that footnotes do not break the continuity of paragraphs. Previously a footnote appearing below an unfinished paragraph would display after the last word as found on the page of the book, interrupting the paragraph's text. The text of footnotes now displays following the end of the paragraph at the bottom of the page on which they are found in the book.

Text Before Line 1

In Concord 1.0 and 1.5, all text before line 1 was considered to be line 0 for the purpose of jotting a citation. In Concord 2.0, each **paragraph** is given a unique number starting with -1. The whole paragraph is treated as one line when it is jotted.

For example, at the beginning of the chapters of Science and Health, the last Bible passage (the passage closest to line 1) is line -1. Even if the passage has several lines, the whole passage is referenced as line -1. The next Bible passage above it is line -2. Then the next Bible passage above -2 is line -3 and so on.

A Variety of Other Small Improvements

- Improved the accuracy of citations in the search results.
- Improved formatting of printed search results.
- Overall improved performance across the user interface.
- Minor adjustments to the User Interface to enable it to work on smaller screens and devices.
- Improved stability of the notebook text editor.